

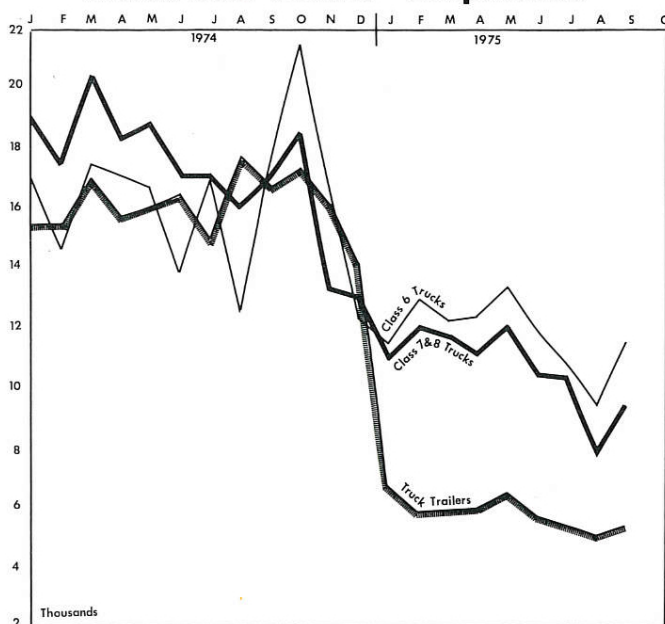
Industry Data

Truck and Trailer Production Increasing

AS PREDICTED in the November issue of Trailer/Body BUILDERS, the long-awaited upturn in truck and trailer production is now showing up on the official scoreboards.

Trailer production in September was up about 5% from the low of 4,977 recorded in August. That was a 14-year low. Not since 1961 had the number of trailer shipments for a single month slipped under 5,000.

Truck and Trailer Shipments



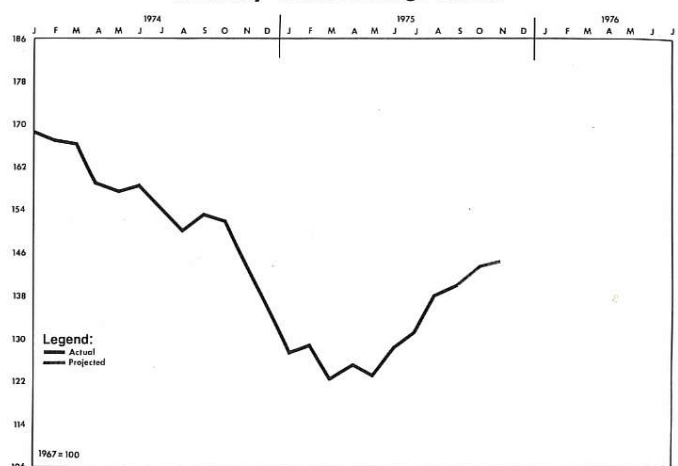
Truck production rose even more dramatically in September. Heavy truck production (over 26,000 lb. GVW) rose 23% above the August figure to reach 9,374 trucks in September. The August heavy truck production of 7,644 units was the low point for the year — in fact, for many a year.

Production of Class 6 trucks of 19,500 to 26,000 lb. GVW made a similar jump of 22% from the August low point of 9,377 trucks, to reach 11,403 trucks shipped from the factory in September.

Increasing production of trucks and trailers is reflecting increased utilization by truckers. The index of intercity motor freight tonnage as compiled by the American Trucking Associations, is continuing to rise. The low point in the ATA index was reached in the spring when it bottomed out at 122 (the year 1967 equals 100 on this index). In September the index was 140.1, which represents the fourth consecutive monthly increase.

The cumulative tonnage for the first three quarters of 1975 decreased 18.3% compared to the same period a year ago, according to the ATA.

Monthly Truck Tonnage Index



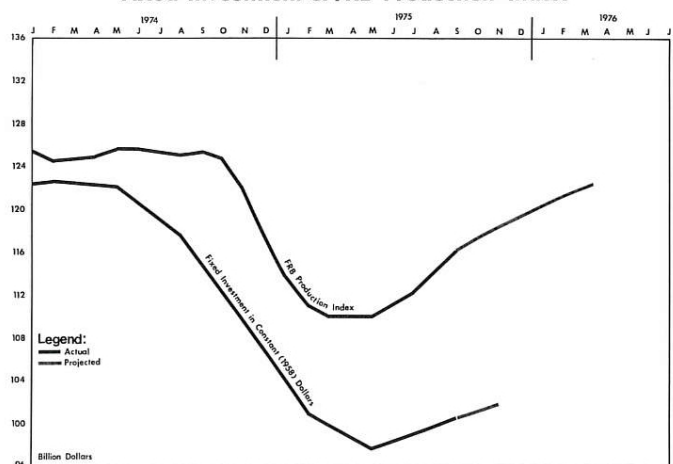
Rail freight traffic is also picking up. Tonnage in the fourth quarter is significantly above the first three quarters. Cumulative volume for the first 46 weeks of 1975 shows that rail freight traffic is down only 12.1% below the comparable period of 1974. Piggyback traffic, however, is down 21.4% from the 1974 figures.

The leading indicators developed in the Alcoa forecast of truck trailer trends for the Truck Trailer Manufacturers Association, as described in the November issue of Trailer/Body BUILDERS, also show continuing improvement, as can be seen in the graph

The Federal Reserve Board Industrial Production Index recorded its sixth straight monthly gain in October. It now stands at 116.5 (1967 = 100). Total production is six percent above the April low.

The Fixed Investment in constant (1958) dollars is also trending upward from its spring low point.

Fixed Investment & FRB Production Index



The Gross National Product took its biggest jump in the third quarter, but real growth is expected to be more moderate for the rest of the recovery period. The GNP is forecast to rise 11% in 1976, of which half represents price increases and the other 5½% represents real growth. □